

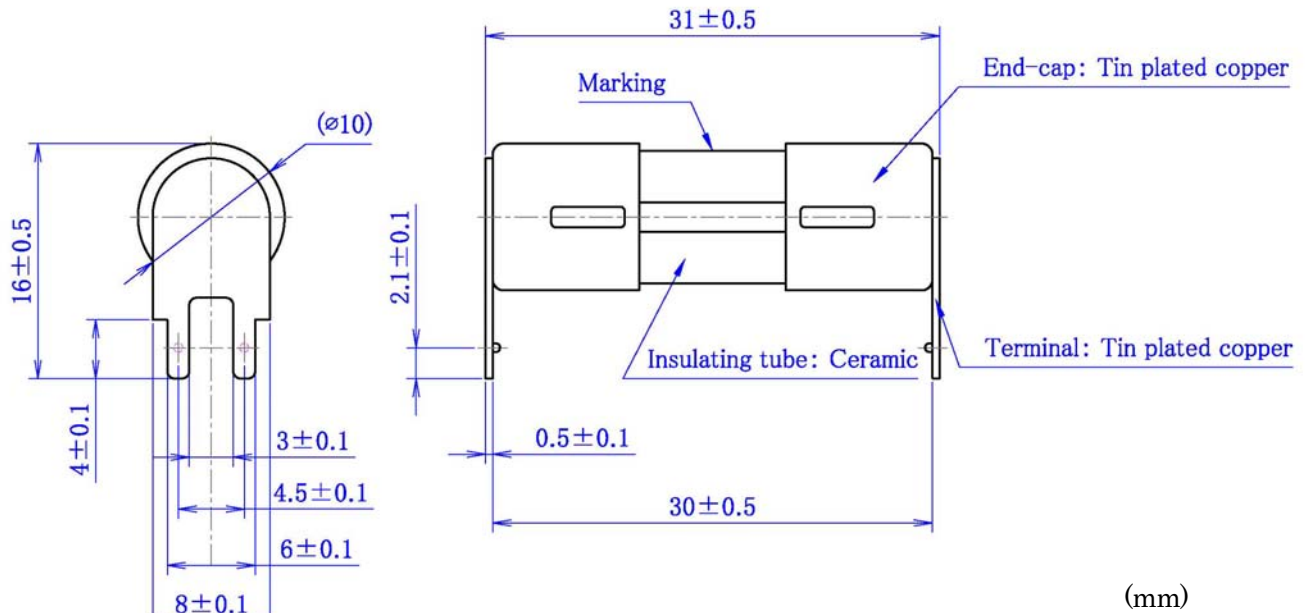
# Basic Specifications for DC500VBI1030 –UL Series

# SOC

**SOC product name** DC500VBI1030 “Rated current” –UL

**Certification** UL248-1, UL248-14 C-UL US Recognized  
 Use of Recognized Component Mark for Canada and the United States is approved by UL when UL has tested and evaluated the products in accordance with the UL and the CSA standards.

## Dimensions and construction



**Marking** The following shall be marked on the insulating tube:  
 SOC BI1030  
 DC500V “Rated current”  
 IR 1000A



## Electrical characteristics

Certification	Rated voltage	Rated current ( $I_N$ )	Rated breaking current		Minimum breaking current (*1)	Temperature rise	Current carrying capacity	Overload operation
C-UL US	DC 500 V	5 A–50 A	1000 A	Resistive circuit	2.0 $I_N$	Not more than 150 K at 1.0 $I_N$ on the external surface of the fuse	1.0 $I_N$ until temperature stabilization occurs.	Within 2 min at 2.0 $I_N$
	AC 500 V		500 A					

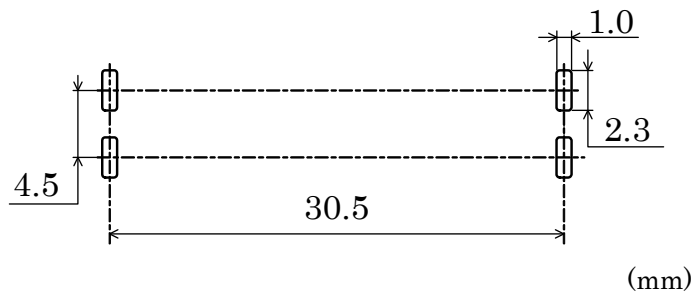
\*1: “Minimum breaking current” is a minimum current value that this fuse can safely interrupt to open the resistive circuit of rated braking current in which this fuse has been inserted. When this fuse has operated at the current value below this minimum breaking current, it may not safely open the circuit.

**Environment-related substances**

The six hazardous substances (lead, mercury, cadmium, hexavalent chromium, polybrominated biphenyls (PBB), and polybrominated diphenyl ethers (PBDE)) specified in the EU RoHS Directive are not used intentionally in this product. This product is conforms to the EU RoHS Directive 2011/65/EU.

Lead content as impurities is not more than 0.1 wt%.

**Referential dimensions of mounting holes**




# Safety Precautions When Selecting and Using Fuses


Read and follow these precautions before selecting and using fuses.

 **WARNING :** Failure to properly select, install and use fuses can result not only in property damage but also serious injury and/or death.

■ Use fuses within their specification requirements.

 **WARNING :** Application of loads exceeding or outside the specification requirements may lead to nonoperation or nuisance operation of the fuse, disconnection of the fuse-element, and/or explosions, which may result in damage to property and/or bodily harm.

■ The electrical performance of the fuse may greatly vary depending on the various conditions of loads actually applied to it such as pulsed currents, ambient temperatures and thermal and mechanical stresses. Consider all load conditions to be applied to the fuse when selecting it.

 **WARNING :** The electrical performance of the fuse may be significantly affected by external stresses applied to it, which may cause nuisance operation of the fuse, disconnection of the fuse-element, and/or explosions, resulting in damage to property and/or bodily harm.

■ Use this fuse in DC circuits. Be aware that the breaking ability of this fuse will differ depending on whether the circuit is an AC or a DC circuit.

■ Check for appropriate operation of the fuse at the voltage of the circuit in which the fuse is to be inserted. Select a fuse whose rated voltage is higher than the voltage of the circuit. Even when the rated voltage of the fuse is higher than the voltage of the circuit, however, the fuse may not operate when the circuit voltage is too small.

■ Do not use a fuse where it can be exposed to high humidity, corrosive gas and/or flammable gas. Doing so may result in nuisance operations, disconnection of the fuse-element, or explosions.

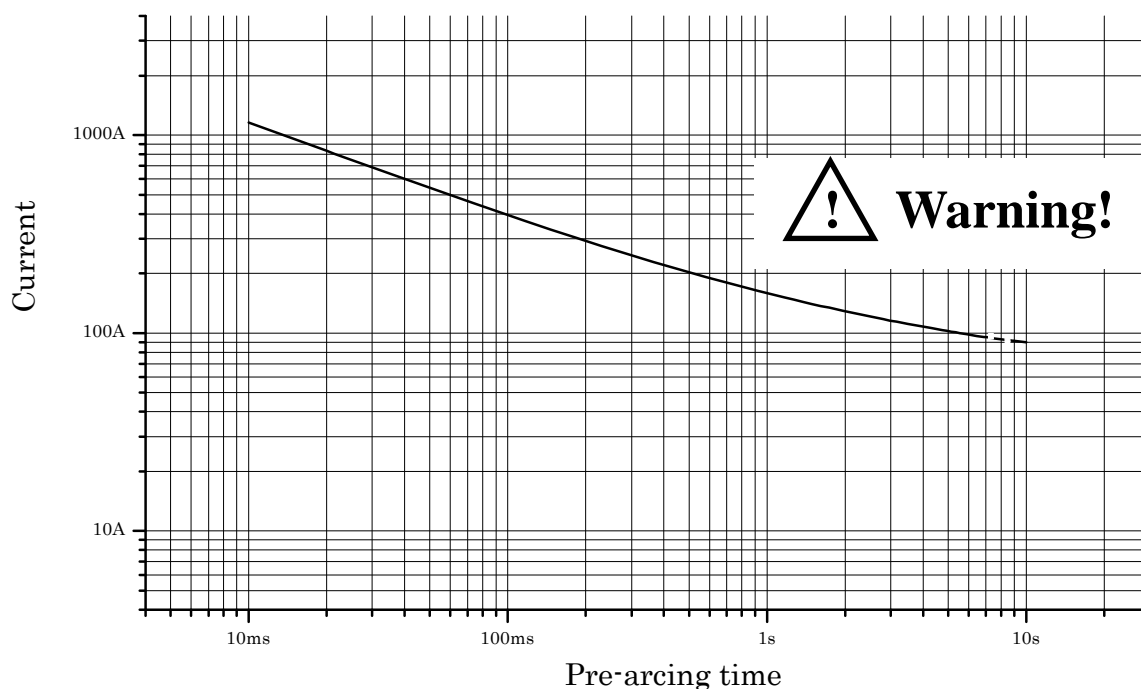
■ Turn off all power leading to the fuse before touching it. Failure to do so may result in electric shocks and/or serious burns.

■ Before final fuse selection, always test the proposed fuse in your actual equipment to ensure that the fuse satisfies all your operational and safety requirements.

■ Use sample fuses only for evaluation. Do not reuse sample or other used fuses. Properly dispose of fuses in accordance with local laws and regulations.

## I-t Curve

(For reference purposes only)

**Note:**

- This I-t curve is a plot of the average values of measurements obtained under conditions specified by SOC.
- These data are for reference purposes only and are not intended to infer any guaranteed values.
- Fuse characteristics may vary depending on the usage conditions. Always test the fuse in the circuit under the actual circuit conditions.

**Warning:**

When fusing occurs at a current that is less than the minimum breaking current (represented by the dotted portion of the above I-t curve), an arc current may continuously pass through the fuse, or a previously extinguished arc may reoccur causing an arc current, and it may therefore not be possible to break the current. Do not apply fusing conditions of currents less than the minimum breaking current to the fuse, as fires and other accidents may occur due to the inability to open the circuit.



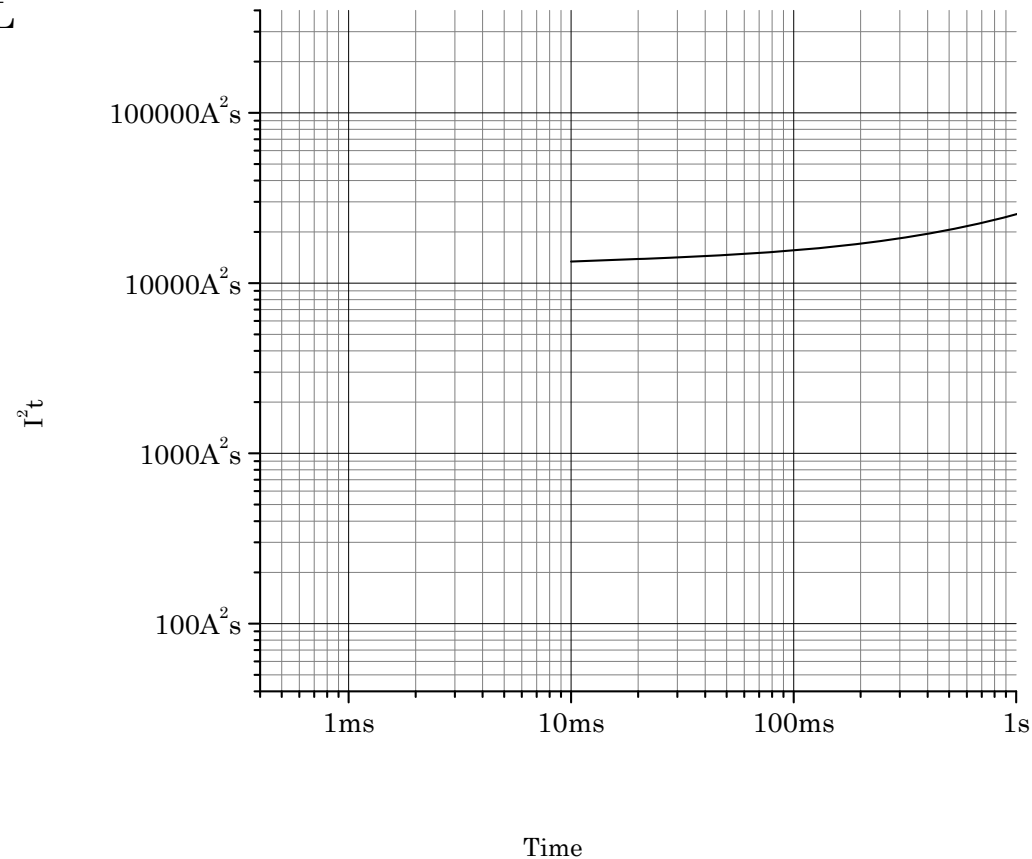
$I^2t$  Curve

この $I^2t$ - $t$ 特性図は、弊社が試験条件を特定して測定した実測値の平均値だけをプロットしてあります。参考値であり保証値ではありません。ヒューズの特性はその使用条件により変化しますので、お客様にヒューズのご使用条件下で、ヒューズがお客様のご要求を満足しているかを実際にご確認頂く必要があります。

This  $I^2t$  curve is a plot of the average values of the measurements obtained under the conditions specified by our company. These data are for reference only and are not intended to infer any guaranteed values. The characteristics of the fuse may vary depending on the usage conditions. Always test the fuse under the actual circuit conditions.

Type: DC500VBI1030 50A-UL

Control No.: 150219



FOR REFERENCE ONLY (ご参考)

## 周囲温度の影響－定格電流値のリレーティング

### Influence of Ambient Temperature - The Re-rating of the Rated Current

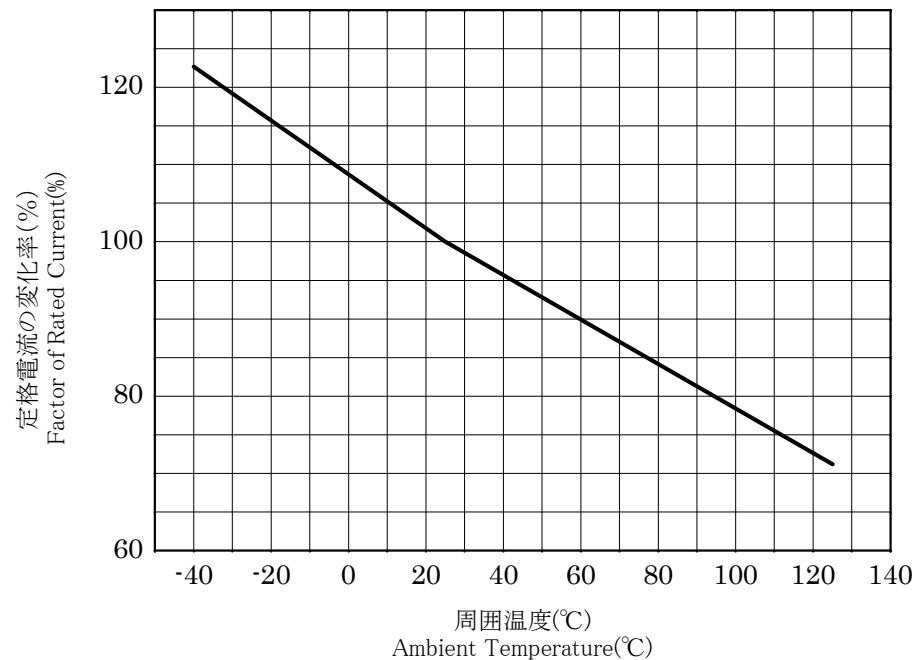
この周囲温度に対する定格電流の変化を示すグラフは、周囲温度-40 °C、25 °C及び125 °Cに於いて弊社が特定した条件で測定した3点の実測値であり、お客様での実使用条件を考慮したものではありません。

ヒューズの特性はその使用条件により変化しますので、お客様にヒューズのご使用条件下で、ヒューズがお客様のご要求を満足しているかを実際にご確認頂く必要があります。

This chart is a plot of the measurements obtained at the ambient temperatures of -40 °C, 25 °C and 125 °C under the conditions specified by SOC; therefore, conditions of your actual application are not considered in this chart. These data are for reference purposes only and are not intended to infer any guaranteed values. Fuse characteristics may vary depending on the usage conditions. Always test the fuse in the circuit under the actual circuit conditions.

Type: DC500VBI1030 50A-UL

Control No.: 15318



# SOC Corporation

## 《Technical specification》 (DC500VBI1030-UL)

### 1. Usage conditions

Ambient temperature: -40 °C—+125 °C

Note: Current carrying capacity of the fuse may vary depending on the ambient temperature.

Ambient humidity: 85 % RH or less

### 2. Typical cold resistance (for reference)

50A: 1.8 mΩ

